

Name: _____

Date: _____

Word Search

	cab	pad	wag	jam	man	
	nap	rat	bag	ram	cat	

f g h y t r e w p l n k
r s m a n f f v a g f l
a l c p w k j h d f s o
m c a b l n m k l b d i
w l k m p o c a t t q r
b l g f d r e j a m w w
l o v w u a k h b g e e
a l y a o t n e n b z f
r t h g y p a n a t x z
b a g l j e s o p n c b



Does it Need Name _____ a Silent e?

Directions: Check the box to show if the word needs a silent e.
Write the word. Then draw a line to the correct picture.

Yes

No

dog



Yes

No

cak



Yes

No

kit



Yes

No

bug



Yes

No

bik



Yes

No

hat



Yes

No

wav



Yes

No

ros



Name _____

Words with "ea"



□ □ □ □



□ □ □ □ □ □



□ □ □ □ □



□ □ □ □ □



□ □ □ □ □ □



□ □ □ □ □ □

Word Bank

team

beach

leap

read

meat

steam

Words and Pictures

CVC Words activity sheet – Medial vowel u

Write the missing word that matches the picture.



The _ _ _ is out.

rug
sun
cat



The cat is on the _ _ _.

rug
fun
bag



The _ _ _ is on the table.

bin
rug
bun



Where is the _ _ _?

cup
hat
run



Here is the _ _ _.

pup
map
cap

Name: _____



Ch WORDS



Ch Words

Not Ch Words

© 2009, Mrs. B




My name is _____

ch


Colour the things that have ch.



chips



cheese

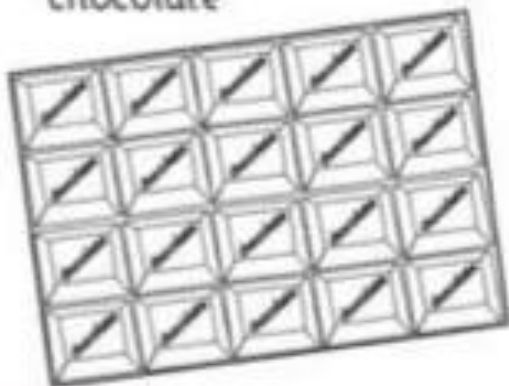


cherries




tomato

chocolate



church



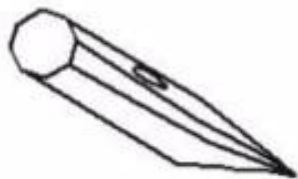
Name: _____



___ake



___ake



___ake



___ake



___ake

Use the letters below to fill in the blanks for the "ake" word family.

b

c

r

sn

st

Ending Sounds: d or x

Fill in the missing ending sounds.



fo_____



be_____



li_____



bu_____



bo_____



sa_____

6

si_____

Name: _____

-at

Rhyme

Fill-in the missing letters to make rhymes.



a

t



a

t




a

t




a

t



a

t



a

t

Read




1. The cat sat on a hat.

2. Sam will pat a bat.

3. A hat is on the cat.

4. A rat is on the mat.

Draw



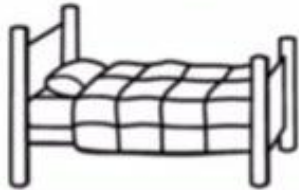

Name: _____

All about the -at Family



© My Teaching Pal

Color the -at pictures.



Circle the -at words.

fat

pan

leg

pat

bat

bug

cap

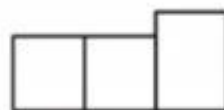
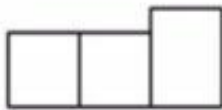
ham

set

sat

cat

Write the -at words.



rat

sat

cat

fat

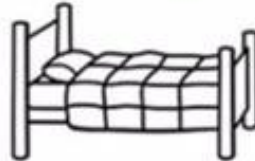

Name: _____

All about the -en Family



© My Teaching Pal

Color the -en pictures.



Circle the -en words.

sad

fun

sit

men

pen

den

bag

ten

hot

red

hen

Write the -en words.



□ □ □



□ □ □



□ □ □



□ □ □

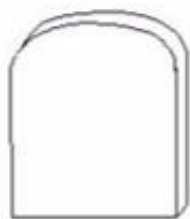
ten

hen

pen

den


"ab" Family: Draw a line to match the picture and the word.




cab



crab



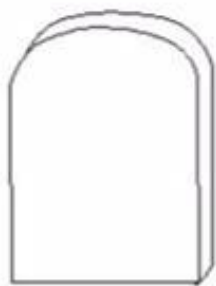
gab



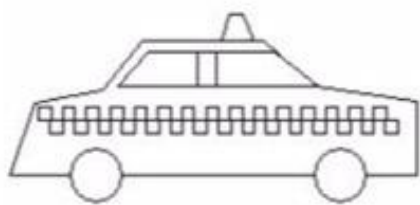
slab




tab




___ab



___ab



___ab



___ab



___ab

Use the letters below to fill in the blanks for the "ab" word family.

c


cr

g

sl

t

Name: _____



___en



___en

10

___en



___en



___en

Use the letters below to fill in the blanks for the "en" word family.

d

h

m

p

t

Name: _____



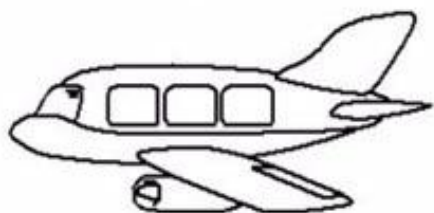
___et



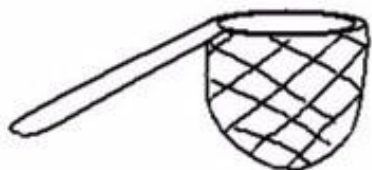
___et



___et



___et



___et

Use the letters below to fill in the blanks for the "et" word family.

j
n
p
v
w



___ ap



___ ap



___ ___ ap



___ ap



___ ___ ap

Use the letters below to fill in the blanks for the "ap" word family.

c

cl

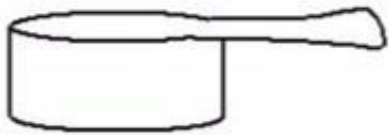
fl

m


n



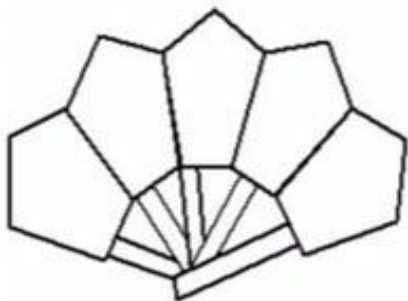
___ an




___ an



___ an



___ an



___ an

Use the letters below to fill in the blanks for the "an" word family.

c

f

m

p

v


Name: _____



___ at



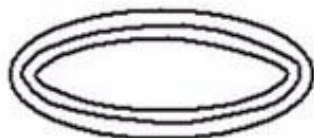
___ at



___ at



___ at



___ at

Use the letters below to fill in the blanks for the "at" word family.

b

c

h

m


r

Name _____

EW WORDS




ew



ew



ew



ew



ew



bl

st

ch

fl

gr



Name: _____


Short and Long Vowel Sounds

Directions: Say the name of each picture. Listen for the vowel sound. Cut and paste to the correct box.



Short Vowel
Sounds

Long Vowel
Sounds

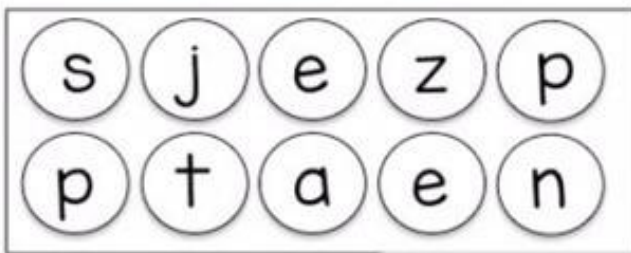
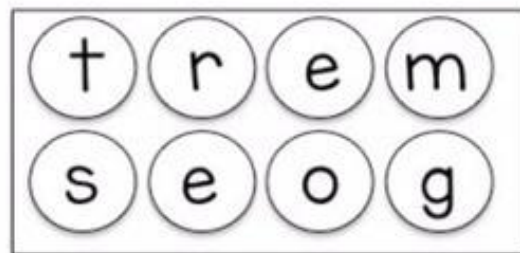
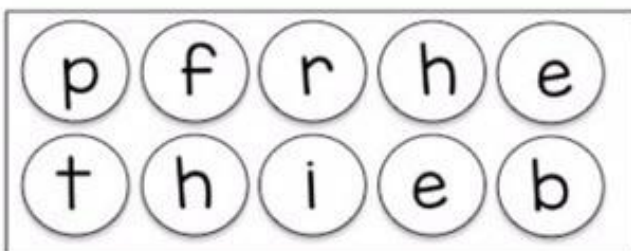
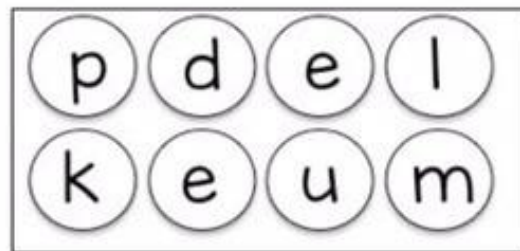

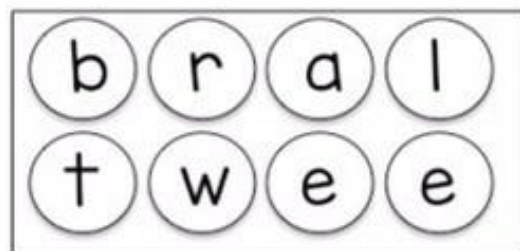
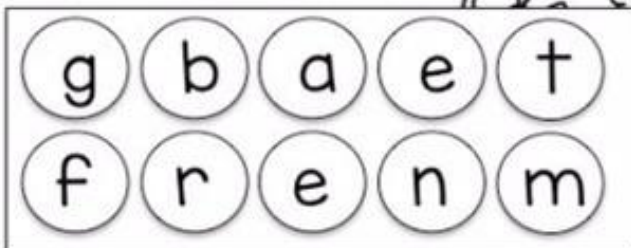
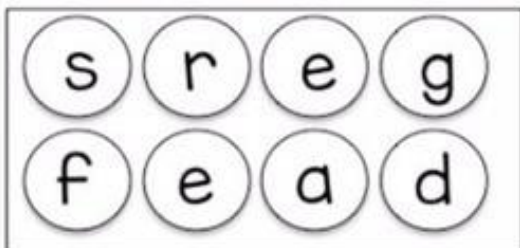


Name: _____

Let's Spell with 'ee'



Directions: Color in the circles from left to right to create an 'ee' word using the word bank below.







greet
steep
cheek

three
seem
peel

seed
tree

Name _____

Words with "ea"



Word Bank

team

beach

leap

read


meat

steam





Name: _____


I can make

CVCe words



Make a CVCe word by adding 'e'

CVC picture	read	add 'e'	Match & paste
	cap	cap <input type="checkbox"/>	
	can	can <input type="checkbox"/>	
	man	man <input type="checkbox"/>	
	tap	tap <input type="checkbox"/>	



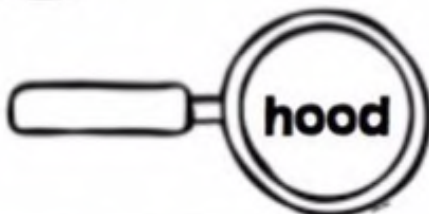

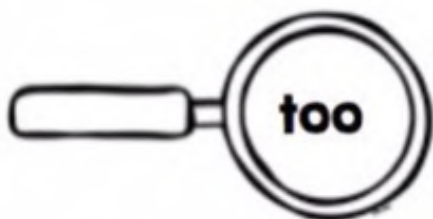
Name: _____

Looking for the

Read each word.

If it makes the OO sound as in cook, color it green.

If it makes the OO sound as in moon, color it blue.




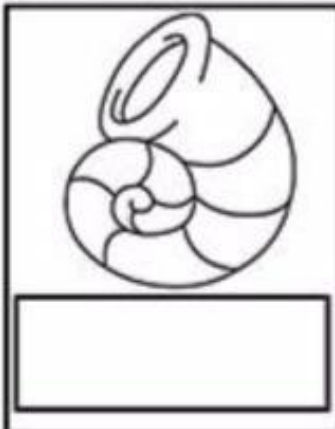



Name: _____

Date: _____

Sh Digraphs

Directions: Trace the word. Cut and paste the **sh** word to match the picture.



sheep

ship

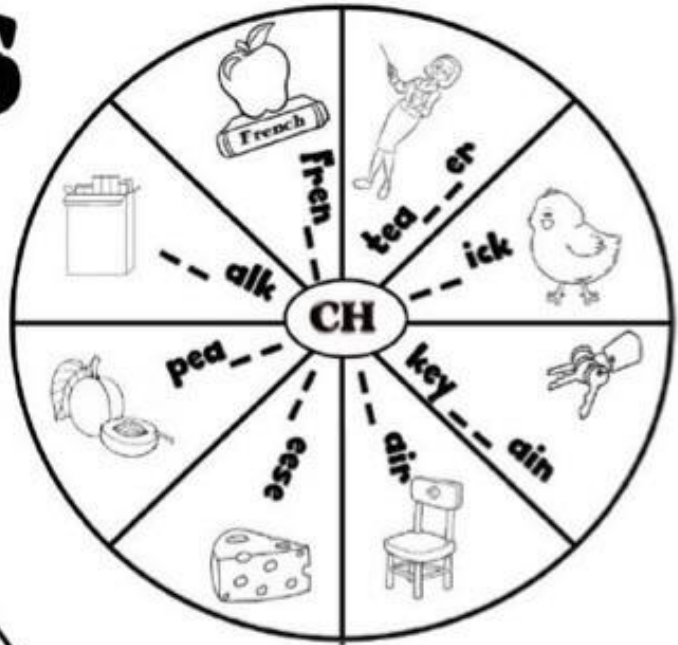
shampoo

shell

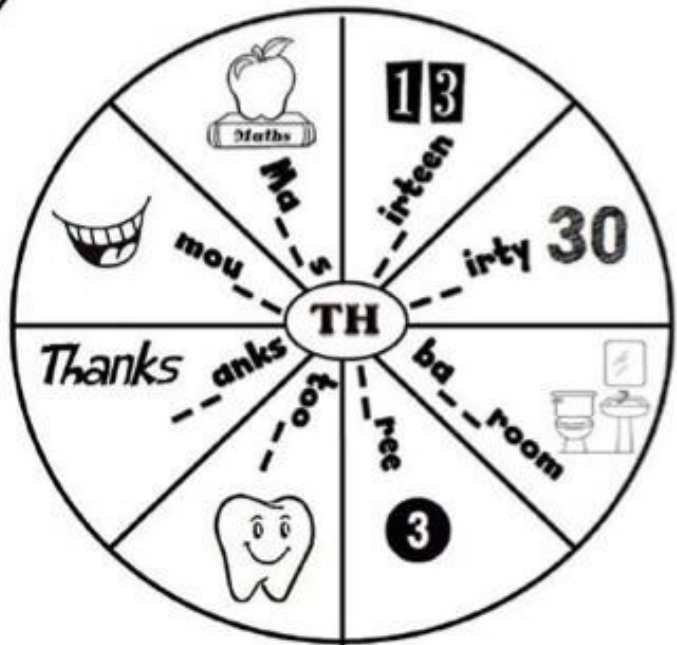
shoe

shark

PHONICS







Finish the Words!

Words ending with **ch** and **sh**.

fi_____



chur_____



ben_____



bu_____



bru_____



per_____



wat_____



lun_____



wit_____



pu_____



sh

ch

th



3




ee



Add **ee** to the words below and find them in the grid. Tick them off as you go.

t	i	b	u	c	h	e	e	s	e
s	p	e	e	d	k	g	i	q	u
e	w	e	e	k	i	r	p	u	o
f	x	f	g	r	e	e	n	e	m
r	q	u	f	a	h	b	a	e	s
e	s	h	e	e	p	l	h	n	l
e	n	c	e	s	n	e	e	z	e
z	t	v	t	l	k	e	e	r	e
e	t	r	e	e	c	d	l	e	p
s	w	h	e	e	l	q	w	i	a



f _ _ t	
sh _ _ p	
h _ _ l	
w _ _ k	
gr _ _ n	


qu _ _ n	
b _ _ f	
wh _ _ l	
bl _ _ d	
tr _ _	



sl _ _ p	
ch _ _ se	
fr _ _ ze	
sp _ _ d	
sn _ _ ze	

Name: _____

Date: _____



look

foot _____ foot _____

cook _____ cook _____

good _____ good _____

book _____ book _____

look _____ look _____

c _ _ k



b _ _ k



f _ _ t



g _ _ d



h _ _ d




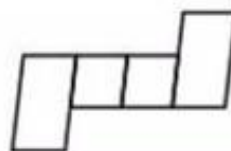

l _ _ k



h _ _ k



w _ _ d



Look at my book.



oo words



f _ _ _



b _ _ _



z _ _



_ _ _ p



_ _ _ f



_ _ _ n



p _ _ l



r _ _ f



r _ _ t

Name _____

OO LIKE SPOON

Circle the words that have "oo" like "spoon."



bloom spin he she

tool cool hoop boy

play then hoop we

cartoon day dog food

dad room spooky girl

raccoon zoom cat moon fish

tall they soon noon kid

zoo boot wet school sing

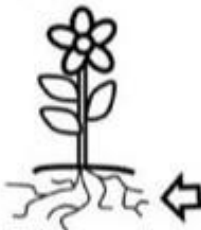
Name: _____

OO Words

Use the word bank to fill in the blanks.

Word Bank:

scoop	hoot	roof	tooth	root
pool	balloon	broom	spoon	



Name: _____



b _ _ _ t



b _ _ _ k



f _ _ _ d




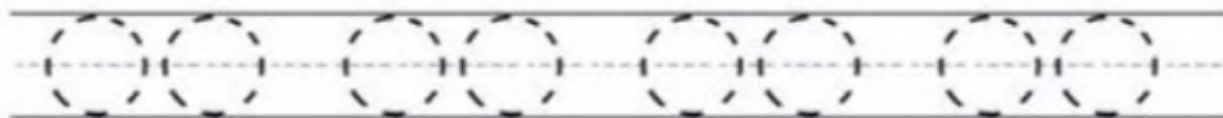
t _ _ _ l s



m _ _ _ n



s p _ _ _ n



th sh ch st
Practice

My name is _____



_____row



ba_____



_____irt



_____ar



_____air



_____eep



_____ove



_____eak



fi_____



_____est



_____inky



_____oes



mou_____



_____op



_____eese



_____out



_____alk



_____in

Name _____

Beginning or End?




ch ____

____ ch



©2013 Good and Beautiful





NAME: _____

Directions: Cut out the pictures and glue in the correct category.



Name _____

Blends – gr/pr

gr

pr



___ een



___ ize



___ avy



___ etzel



___ ice



___ ave



___ esent







































___ apes

Name:



What sound do the pictures begin with?






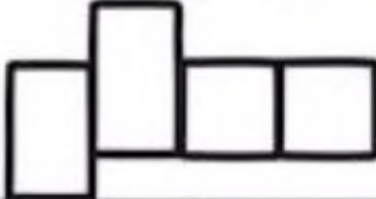

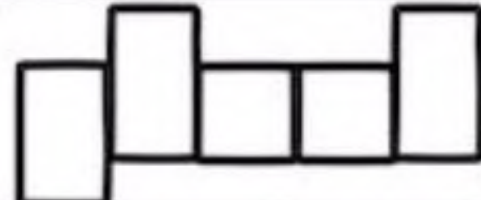


					
					
					
					
					
					

Name: _____

Beginning Blends

Cut and paste the matching blend. Write the word.



Color	Paste	Write
	<input type="checkbox"/> ock	
	<input type="checkbox"/> y	
	<input type="checkbox"/> ue	
	<input type="checkbox"/> ant	
	<input type="checkbox"/> ed	

fl

cl

sl


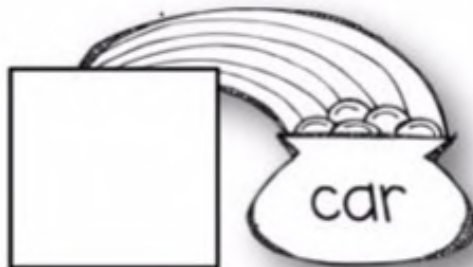

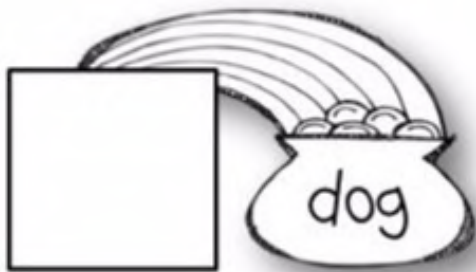
pl

gl

Name _____

Rhyming Rainbows

Match the picture with each rhyming word.




Name _____

Graph it!

beginning digraphs

Use a small foam cube. Drop it above the pictures.

Say the word it lands on and write the digraph you hear on the graph.



7				
6				
5				
4				
3				
2				
1	sh	ch	th	wh

sh

ch

th

wh

Name _____

Word Families: -at or -ap




Words with -at	Words with -ap



cat	map	tap	hat
lap	bat	rat	cap
sat	nap	sap	mat

Name _____

Blend



Workshop

Blends

Cut out the blend and glue in the box to make the word. Rewrite the word on the line.



oves



ock



ane



ocks



ag



ed

bl

cl

fl

sl

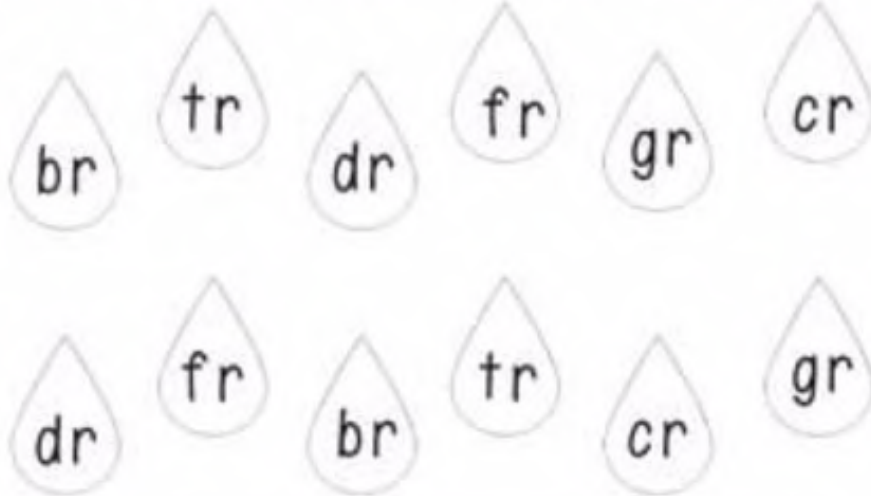
gl





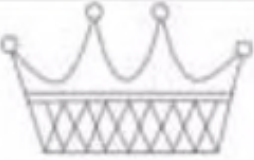







pl

Name _____

Raining Blends


Write br, cr, dr, fr, gr, or tr to complete each word. Color a matching raindrop for each.



 ____ain	 ____oom	 ____ab	 ____um
 ____own	 ____apes	 ____ill	 ____og
 ____ies	 ____ead	 ____ee	 ____op

Name _____


ew ue ui



ewt




ew



uel




ue



ew




ue



ew




uit



uit



ew



uice



ue



st

j

cl

f

fl

bl

ch

n

gl

c

fr

s

Name _____

Ending Blends

ing



ang



ong



© Miss Greffe

Match
the
pictures
to the
blend.



kat x

Fill in the blanks with the correct
consonant cluster.
Draw a line from the word to its picture.

lk

mp

nk

sk

sp

ba _ _



la _ _



ma _ _



wa _ _



sku _ _















mi _ _



Name _____

PICK THE BLEND

 <input type="text"/> ar	 <input type="text"/> irt
 <input type="text"/> ider	 <input type="text"/> ail
 <input type="text"/> an	 <input type="text"/> ooter
 <input type="text"/> ow	 <input type="text"/> oon
 <input type="text"/> y	 <input type="text"/> one
 <input type="text"/> arf	 <input type="text"/> ing

sc

sk

sn

sp

st

sw

sc

sk

sn













sp

st

sw

Name _____

PICK THE BLEND


 <input type="checkbox"/> ag	 <input type="checkbox"/> eep
 <input type="checkbox"/> anet	 <input type="checkbox"/> oud
 <input type="checkbox"/> ocks	 <input type="checkbox"/> ass
 <input type="checkbox"/> ice	 <input type="checkbox"/> ower
 <input type="checkbox"/> ock	 <input type="checkbox"/> ate
 <input type="checkbox"/> ue	 <input type="checkbox"/> ue


bl	cl	fl	gl	pl	sl
bl	cl	fl	gl	pl	sl

Name: _____

Final Blends


Directions: Complete each word by listening for the final blends. Use final blends bank to help you.

1.  te _____

2.  co _____

3.  toa _____

4.  la _____

5.  ca _____

6.  ba _____

st

rt

nt

nk

mp

rn



Name: _____

Search & Tally Digraphs

Directions: Find and color the words the correct color. Tally how many you find. Answer the questions.

sh=Red ph=Blue th=Yellow ch=Green wh=Orange

chop thank where there when
 shine which whale then
 this who check shade
 shed chin phonics shop
 chess think chase
 that whisper throw shin
 phone shape sheep cheese
 shake chant chip
 cheap chill them they
 photos ship cheek phrase

sh	ph	th	ch	wh



Which digraph did you find the most of? _____

Which digraph did you find the least of? _____

Which two had the same number of words? _____


Join the pictures to the sounds.

3



ai

or



oa



ie

ee



Choose 'ea' or 'ee' to complete each word:

1) t _ _ ch

2) b _ _ n

3) s _ _ d

4) l _ _ p

5) h _ _ t

6) n _ _ t

7) s _ _ t

8) s _ _ n

9) k _ _ p

10) f _ _ s t

11) m _ _ n

12) s _ _ k

13) f _ _ t

14) b _ _ p

15) m _ _ t i n g

16) b r _ _ k f a s t



Fill-in the blanks with 'ee' or 'ea' to make a word:

1) s__n

2) t__ch

3) p__ch

4) w__k

5) str__m

6) dr__m

7) scr__m

8) gr__n

9) sh__p

10) sl__p

11) m__n

12) s__

13) pl__se

14) t__cher

15) l__der


16) __l

17) t__pot

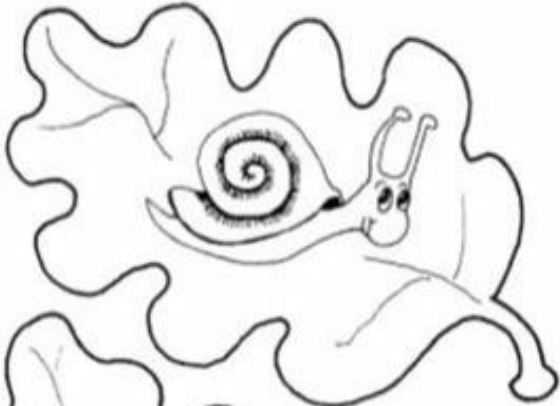
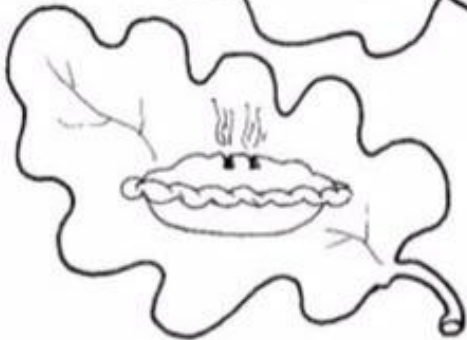

18) cl__n

19) s__k

20) d__p



Match the words to their pictures.



leek

snail

lie


soap

tree

road

nail

pie





=

_____ ish



=

_____ at



=

_____ ucket



=

_____ ook



=

_____ et



=

_____ ole


Which Sound?

Circle the sound you can hear in each picture.



th

ph



th

ph



th

ph



th

ph



th

ph



th

ph



th

ph


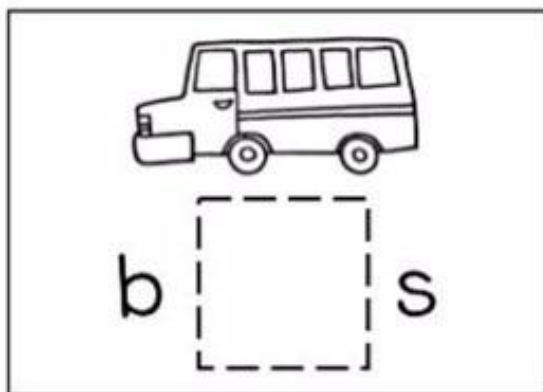


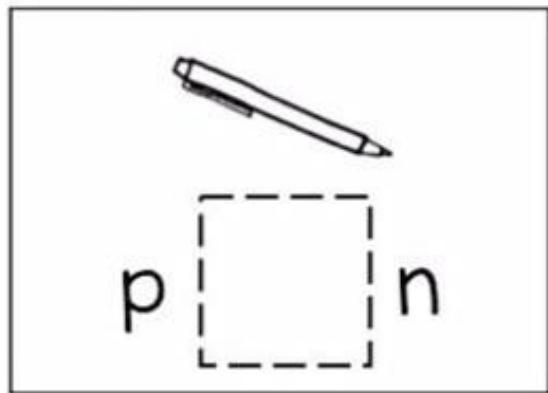
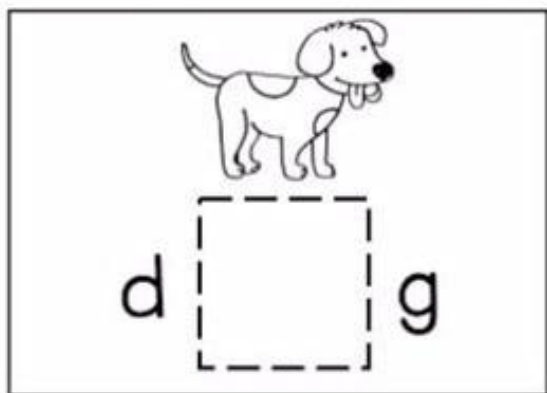


th

ph

Short Vowels: a, e, i, o, u

Cut and paste the missing vowel of each picture.



Long Vowel Sounds, oa or o-e

Vowels (a e i o u) can make long and short sounds.

A long vowel sound is the same, or very similar to the letter name.

A long o sound in the middle of a word can be made in 2 ways:



boat

oa



mole

o-e (magic e)

Sort these words into 2 groups and write them in the table below.

float coat stone soap

pole goat moan

nose note toast stole


Add some words of your own to each list

<u>oa</u> words	<u>o-e</u> words

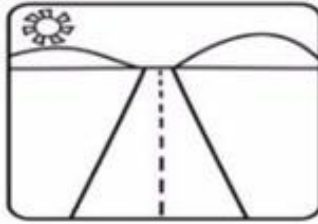
Write 4 sentences using the words from the table.

Name _____ Date _____

Write the -oa word that goes with each picture.  **oa**



Word box: a row of five empty boxes for writing the word.



Word box: a row of five empty boxes for writing the word.




Word box: a row of five empty boxes for writing the word.



Word box: a row of five empty boxes for writing the word.



Word box: a row of five empty boxes for writing the word.




Word box: a row of five empty boxes for writing the word.



Word box: a row of five empty boxes for writing the word.



Word box: a row of five empty boxes for writing the word.



Word box: a row of five empty boxes for writing the word.



Word box: a row of five empty boxes for writing the word.



Word box: a row of five empty boxes for writing the word.



Word box: a row of five empty boxes for writing the word.

Long Vowel Sounds, ai or a-e

Vowels (a e i o u) can make long and short sounds.

A long vowel sound is the same, or very similar to the letter name.

A long 'a' sound in the middle of a word can be made in 2 ways:



ai

train



cake

a-e (magic e)

Read the words. Draw a line to the correct sound in the word.

rain

wave

face

ai

snail

maze

race

chain

gate

cave

a-e

paint

daisy

tail

Write all the 'ai' words

rain

Write all the 'a-e' words

wave

Long *a* sound

SOUND



a

SPELLING



1. a_e 2. ai

3. ay

Fill in the correct spelling for the long a-sound in the following words

a_e

ai

ay

g__m__

br__n

rem__n

cl__m

pr__

n__m__

sw__

pl__c__

f__led

s__lor

betr__

w__st__

sn__k__

gr__n

del__

str__

t__m__

br__k__

tr__ler

expl__n

dec__

merm__d

f__k__




























gr__d__

holid__

sr n

t__l

Alternative Spellings for ai

ai		ay		a-e	
					
					
					
					
					
					
					
					
					

Name: _____

AU and AW Word Sort

Read the words and sort them into the correct column.

AU Words	AW Words

haul

claw

author

saw

pause

awful

hawk

fault

caught

dawn

cause

yawn

Name: _____

Sort It

Read the words and sort them into the correct box.

Y says E

Y says I

© A. Monroe

happy

tricky

fly

my

sandy

cry

fry

tiny

funny

dry

spy

tacky

Name: _____

How many ways can you say ?

Read around the room. Find all the words that have a long o sound. Sort the words into groups for **oa**, **ow**, and **o_e** to spell long o. Have fun!



1. _____

2. _____

3. _____

4. _____

5. _____

6. _____

7. _____

1. _____

2. _____

3. _____

4. _____

5. _____

6. _____

7. _____

1. _____

2. _____

3. _____

4. _____

5. _____


6. _____

Pick **one long o** word and write a sentence with it.






Name: _____

Sound it out

Say the name of each picture, color each sound. Write the word.



beginning digraph

picture	color	write
	wh d l e ch a b d	
	sh e n t wh i r d	
	ph e i r ch a r l	
	th o u m sh e r n	
	th o e e ph a n a	

Name: _____

Long O vs. Short O

Long O

Short O

cop

hope

stop

joke

cope

cone

top

cone

lot

hop

Name _____

Double Consonants


-ff



-ll

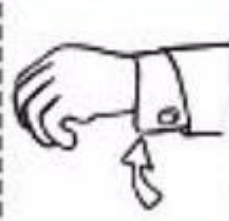
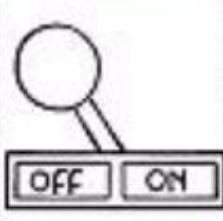


-ss



© Mac Graffe

Match
the
pictures
to the
word.



Name: _____

What Is The BLEND? "S BLENDS"



Directions: Color the boot with the correct blend and write it on the line.



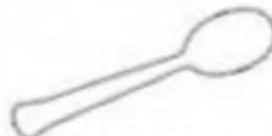
___ail



___arf




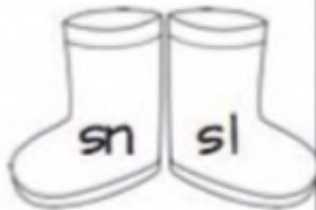
___unk



___oon




___ow




___orm



___ar



___eater



Name _____



Finish the Word!

Directions: Write the correct digraph to complete the word.

Blends bank: th, ch, wh, sh, ph



____air



____eep



____umb



____oto



____ark



____istle



____erry



____orn



____eel



____one



at



at



at



at



at



at



an



an



an



an



an



an



ab



am



ab




am



ab



am



ab



am



ap



ap



ap



ap



ap



ap



ag



ag



ag



ag



en



en

10

en



en



en



en



et



et



et



et



et



eg



eg




eg



eg



ed



ed



it



it



it



it



it



it



ip



ip



ip



ip



ip



ip



ig



ig



ig



ig



ig



ig



ib



ib



id



id



id



in



in



in




in




in



op




op



op



op



ot




ot




ot



ot



ot



ot



ob



og



ob




og



ob




og



og



ob



og



ut



ug



ut



ug



ut



ug



ut



ug




un



ub



un



ub



un



ub



un



ub

Name: _____

Pick the Blend

Chose the correct blend to complete the word:

dr

fr

tr

br

cr



____og



____uck



____um



____ush



____unk



____op



____uit



____ink



____ab




____ee

Name _____

Apple Blends

Write br, cr, dr, fr, gr, or tr to complete each word. Color a matching apple for each blend.



___ ab



___ ead



___ ib



___ ap



___ ush



___ uit



___ um



___ ize



___ apes



___ ess



___ ee



___ og

Missing Vowels

Look at the pictures and fill in the missing vowel to complete each word.



v__n



l__g



h__n

e


o

a


Meet the "an" Family

Look at the pictures and fill in the missing letter to complete each word.

___ an



___ an



___ an



Starting with the first word, change one letter to make the next word.



h a t











Spelling Maze

Draw lines between the right letters to spell out the word!

Write your words on the lines at the end!



g

e

n

.....

p

u

t

.....



n

u

d

.....

h

a

p

.....



t

i

g

.....

h

a

b

.....



p

i

d

.....

b

u

n

.....



s

a

t

.....

m

d

n

.....

Match the word to its picture!



dad



tag



dig



dog

Match the word to its picture!



tin



nap



man



sad

Match the word to its picture!



sat



tap















pan



run

Name _____

PICK THE BLEND

 <input type="checkbox"/> ab	 <input type="checkbox"/> ee
 <input type="checkbox"/> ush	 <input type="checkbox"/> og
 <input type="checkbox"/> op	 <input type="checkbox"/> apes
 <input type="checkbox"/> actor	 <input type="checkbox"/> idge
 <input type="checkbox"/> idge	 <input type="checkbox"/> ess
 <input type="checkbox"/> ass	 <input type="checkbox"/> own

<input type="checkbox"/> br	<input type="checkbox"/> cr	<input type="checkbox"/> dr	<input type="checkbox"/> fr	<input type="checkbox"/> gr	<input type="checkbox"/> tr
<input type="checkbox"/> br	<input type="checkbox"/> cr	<input type="checkbox"/> dr	<input type="checkbox"/> fr	<input type="checkbox"/> gr	<input type="checkbox"/> tr

Name: _____

What Is The Blend? "S Blends"



Directions: Color the boot with the correct blend and write it on the line.



___ail



___arf



___unk



___oon



___ow



___orm



___ar



___eater



Name: _____



CVC Words

Word to Picture Matching

bed

•

•



den

•

•



hen

•

•



jet

•

•



keg

•

•



leg

•

•



men

•

•



Name: _____



CVC Words

Word to Picture Matching

man

•

•



map

•

•



mat

•

•



nap

•

•



pal

•

•



pan

•

•



pay

•

•



rag

•

•

