

Name: _____

What Is The BLEND? "S Blends"



Directions: Color the boot with the correct blend and write it on the line.



___ail



___arf




___unk



___oon




___ow




___orm



___ar















___eater



Name _____

PICK THE BLEND

 <input type="checkbox"/> ab	 <input type="checkbox"/> ee
 <input type="checkbox"/> ush	 <input type="checkbox"/> og
 <input type="checkbox"/> op	 <input type="checkbox"/> apes
 <input type="checkbox"/> actor	 <input type="checkbox"/> idge
 <input type="checkbox"/> idge	 <input type="checkbox"/> ess
 <input type="checkbox"/> ass	 <input type="checkbox"/> own


br	cr	dr	fr	gr	tr
br	cr	dr	fr	gr	tr













A pair of scissors icon is positioned between the two rows of dashed boxes, indicating that the letters should be cut out.

Name _____

Apple Blends

Write br, cr, dr, fr, gr, or tr to complete each word. Color a matching apple for each blend.



 ____ ab	 ____ ead	 ____ ib	 ____ ap
 ____ ush	 ____ uit	 ____ um	 ____ ize
 ____ apes	 ____ ess	 ____ ee	 ____ og

Name: _____


Pick the Blend

Chose the correct blend to complete the word:

dr fr tr br cr



____og




____uck



____um



____ush



____unk



____op



____uit




____ink



____ab




____ee




un



ub




un



ub



un



ub



un



ub



ut



ug



ut




ug



ut



ug



ut



ug



ob



og



ob



og



ob



og




og




ob



og




op



op



op



op



ot



ot




ot



ot




ot



ot




op



op



op



op



ot



ot




ot



ot



ot



ot



ib



in



ib



in



id



in



id



in



id



in



ib



in



ib



in



id



in



id



in



id



in



ip



ip



ip



ip



ip



ip



ig



ig



ig



ig



ig



ig



ip



ip



ip



ip



ip



ip



ig



ig



ig



ig



ig



ig



eg



eg



eg



eg



ed



ed



it



it



it



it



it



it



en



en

10

en



en



en



en



et



et



et



et



et



ap



ap



ap



ap



ap



ap



ag



ag



ag



ag





ab



am



ab



am



ab



am



ab



am



at



at



at



at



at



at



an



an



an



an



an



an



at



at



at



at



at



at



an



an



an



an




an



an

Name _____

Finish the Word!



Directions: Write the correct digraph to complete the word.

Blends bank: th, ch, wh, sh, ph



____air




____eep



____umb



____oto



____ark



____istle



____erry



____orn



____eel



____one

Name _____

Finish the Word!



Directions: Write the correct digraph to complete the word.

Blends bank: th, ch, wh, sh, ph



____air




____eep



____umb



____oto



____ark



____istle



____erry



____orn



____eel



____one



at



at



at



at



at



at



an



an



an



an



an



an



at



at



at



at



at



at



an



an



an



an




an



an

Name _____

Finish the Word!



Directions: Write the correct digraph to complete the word.

Blends bank: th, ch, wh, sh, ph



____air




____eep



____umb



____oto



____ark



____istle



____erry



____orn



____eel



____one

Name: _____


What Is The Blend? "S Blends"





Directions: Color the boot with the correct blend and write it on the line.



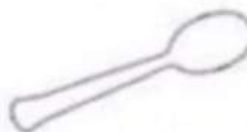
___ail




___arf




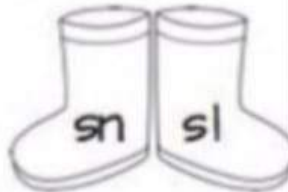
___unk



___oon




___ow




___orm



___ar



___eater



Name: _____


What Is The Blend? "S Blends"





Directions: Color the boot with the correct blend and write it on the line.



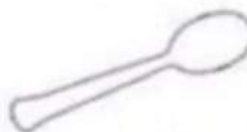
___ail




___arf




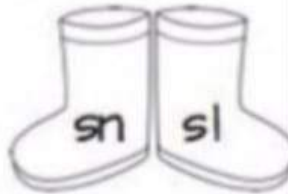
___unk



___oon




___ow




___orm



___ar



___eater



Name: _____

Final Blends

Directions: Complete each word by listening for the final blends. Use final blends bank to help you.



te _____



co _____



toa _____



la _____



ca _____



ba _____

st

rt

nt

nk

mp













rn

52/100



Name _____

PICK THE BLEND

 <input type="checkbox"/> ag	 <input type="checkbox"/> eep
 <input type="checkbox"/> anet	 <input type="checkbox"/> oud
 <input type="checkbox"/> ocks	 <input type="checkbox"/> ass
 <input type="checkbox"/> ice	 <input type="checkbox"/> ower
 <input type="checkbox"/> ock	 <input type="checkbox"/> ate
 <input type="checkbox"/> ue	 <input type="checkbox"/> ue













51/100

bl	cl	fl	gl	pl	sl
bl	cl	fl	gl	pl	sl



Name _____

PICK THE BLEND

 <input type="checkbox"/> ag	 <input type="checkbox"/> eep
 <input type="checkbox"/> anet	 <input type="checkbox"/> oud
 <input type="checkbox"/> ocks	 <input type="checkbox"/> ass
 <input type="checkbox"/> ice	 <input type="checkbox"/> ower
 <input type="checkbox"/> ock	 <input type="checkbox"/> ate
 <input type="checkbox"/> ue	 <input type="checkbox"/> ue













51/100

bl	cl	fl	gl	pl	sl
bl	cl	fl	gl	pl	sl



Name _____













PICK THE BLEND

 <input type="text"/> ar	 <input type="text"/> irt
 <input type="text"/> ider	 <input type="text"/> ail
 <input type="text"/> an	 <input type="text"/> ooter
 <input type="text"/> ow	 <input type="text"/> oon
 <input type="text"/> y	 <input type="text"/> one
 <input type="text"/> arf	 <input type="text"/> ing

sc	sk	sn	sp	st	sw
sc	sk	sn	sp	st	sw

Name _____

PICK THE BLEND

 <input type="text"/> ar	 <input type="text"/> irt
 <input type="text"/> ider	 <input type="text"/> ail
 <input type="text"/> an	 <input type="text"/> ooter
 <input type="text"/> ow	 <input type="text"/> oon
 <input type="text"/> y	 <input type="text"/> one
 <input type="text"/> arf	 <input type="text"/> ing

sc	sk	sn	sp	st	sw
sc	sk	sn	sp	st	sw

Name _____

Ending Blends

ing



ang




ong



48/100

© Miss Greffe

Match
the
pictures
to the
blend.






kat x

Name _____

Raining Blends

Write br, cr, dr, fr, gr, or tr to complete each word. Color a matching raindrop for each.



 ____ain	 ____oom	 ____ab	 ____um
 ____own	 ____apes	 ____ill	 ____og
 ____ies	 ____ead	 ____ee	 ____op

Name _____


Blend



Workshop

Blends

Cut out the blend and glue in the box to make the word. Rewrite the word on the line.



oves




ock



ane



ocks



ag



ed

bl

cl

fl

sl

gl

pl

Name _____

Blend



Workshop

Blends

Cut out the blend and glue in the box to make the word. Rewrite the word on the line.



oves



ock



ane



ocks



ag



ed

bl

cl

fl

sl

gl

pl

Name _____


Blend



Workshop

Blends

Cut out the blend and glue in the box to make the word. Rewrite the word on the line.



oves




ock



ane



ocks



ag



ed

bl

cl

fl

sl

gl


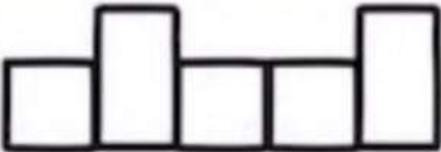

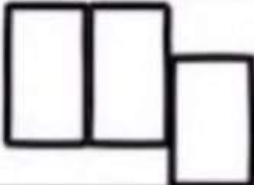

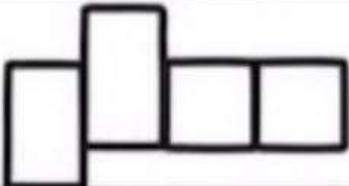




pl

Name: _____

Beginning Blends

Cut and paste the matching blend. Write the word.



Color	Paste	Write
	<input type="checkbox"/> ock	
	<input type="checkbox"/> y	
	<input type="checkbox"/> ue	
	<input type="checkbox"/> ant	
	<input type="checkbox"/> ed	

fl

cl

sl

pl


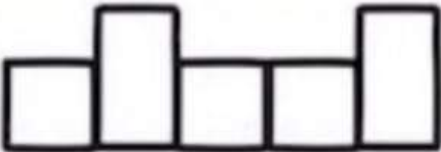

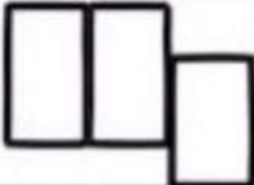

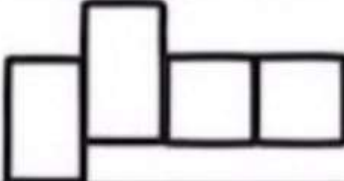

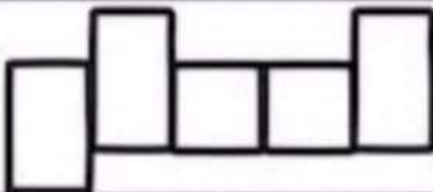


gl

Name: _____

Beginning Blends

Cut and paste the matching blend. Write the word.



Color	Paste	Write
	<input type="checkbox"/> ock	
	<input type="checkbox"/> y	
	<input type="checkbox"/> ue	
	<input type="checkbox"/> ant	
	<input type="checkbox"/> ed	

fl

cl

sl

pl

gl