

Fill-in the blanks with 'ee' or 'ea' to make a word:

1) s__n

2) t__ch

3) p__ch

4) w__k

5) str__m

6) dr__m

7) scr__m

8) gr__n

9) sh__p

10) sl__p

11) m__n

12) s__

13) pl__se

14) t__cher

15) l__der


16) __l

17) t__pot

18) cl__n

19) s__k

20) d__p



Choose 'ea' or 'ee' to complete each word:

1) t _ _ c h

2) b _ _ n

3) s _ _ d

4) l _ _ p

5) h _ _ t

6) n _ _ t

7) s _ _ t

8) s _ _ n

9) k _ _ p

10) f _ _ s t

11) m _ _ n

12) s _ _ k

13) f _ _ t

14) b _ _ p

15) m _ _ t i n g

16) b r _ _ k f a s t

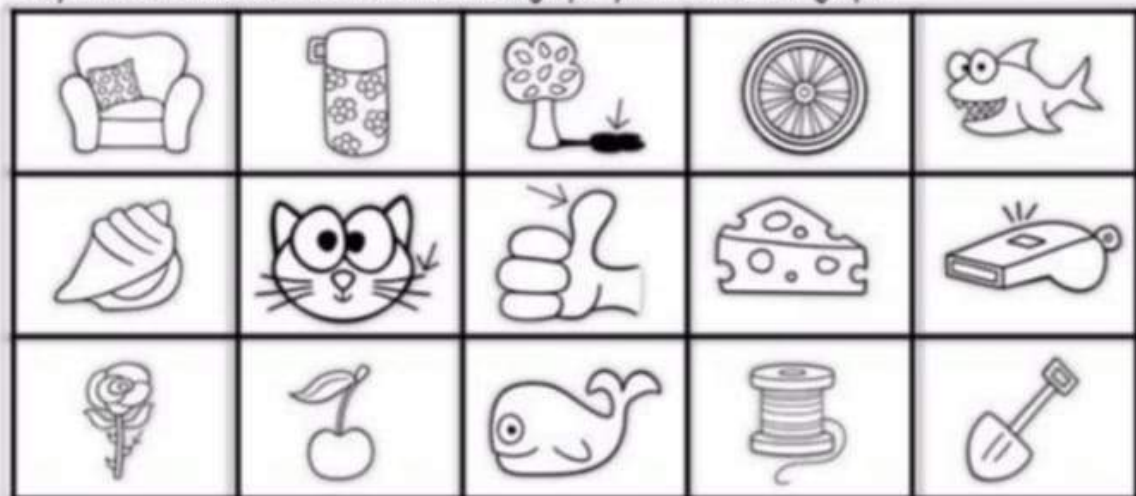



Name _____

Graph it!

Use a small foam cube. Drop it above the pictures.

Say the word it lands on and write the digraph you hear on the graph.



7				
6				
5				
4				
3				
2				
1	sh	ch	th	wh

sh ch th wh

Name: _____



b _ _ t



b _ _ k



f _ _ d




t _ _ l s



m _ _ n





s p _ _ n



Name: _____

Date: _____



look

foot _____ foot _____

cook _____ cook _____

good _____ good _____

book _____ book _____

look _____ look _____

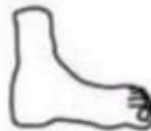
c__k



b__k



f__t



g__d



h__d




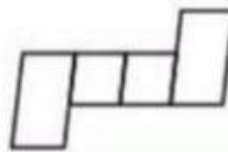

l__k



h__k



w__d



Look at my book.



oo words



f _ _ _



b _ _ _



z _ _



_ _ _ p




_ _ _ f



_ _ _ n



p _ _ l



r _ _ f



r _ _ t




ee





Add **ee** to the words below and find them in the grid. Tick them off as you go.

t	i	b	u	c	h	e	e	s	e
s	p	e	e	d	k	g	i	q	u
e	w	e	e	k	i	r	p	u	o
f	x	f	g	r	e	e	n	e	m
r	q	u	f	a	h	b	a	e	s
e	s	h	e	e	p	l	h	n	l
e	n	c	e	s	n	e	e	z	e
z	t	v	t	l	k	e	e	r	e
e	t	r	e	e	c	d	l	e	p
s	w	h	e	e	l	q	w	i	a



f _ _ t	
sh _ _ p	
h _ _ l	
w _ _ k	
gr _ _ n	

qu _ _ n	
b _ _ f	
wh _ _ l	
bl _ _ d	
tr _ _	



sl _ _ p	
ch _ _ se	
fr _ _ ze	
sp _ _ d	
sn _ _ ze	

Finish the Words!

Words ending with **ch** and **sh**.

fi_____



chur_____



ben_____



bu_____



bru_____



per_____



wat_____



lun_____



wit_____



pu_____







Name: _____

LOOKING for the

Read each word.


If it makes the OO sound as in cook, color it green.

If it makes the OO sound as in moon, color it blue.



Name _____


EW WORDS



ew




ew




ew



ew



ew



bl


st

ch

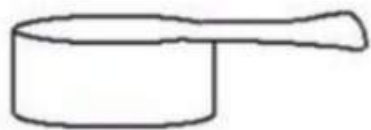
fl

gr







___ an




___ an



___ an



___ an



___ an

Use the letters below to fill in the blanks for the "an" word family.

c

f

m


p

v


Name: _____




___et



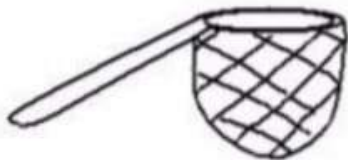
___et



___et



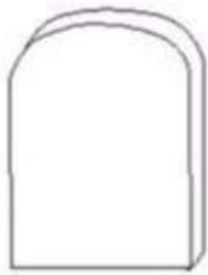
___et



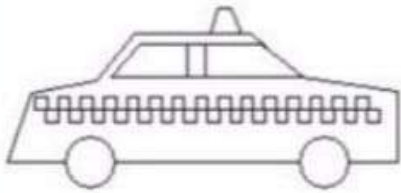
___et

Use the letters below to fill in the blanks for the "et" word family.


j
n
p
v
w



___ab



___ab



___ab



___ab



___ab

Use the letters below to fill in the blanks for the "ab" word family.

c

cr


g

sl

t

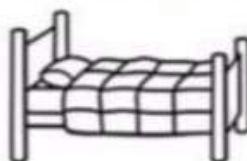



Name: _____

All about the -en Family



© My Teaching Pal

Color the -en pictures.



Circle the -en words.

sit

men

sad

fun

den

bag

pen

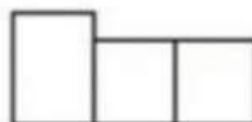
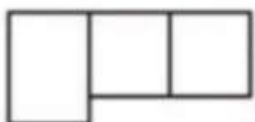

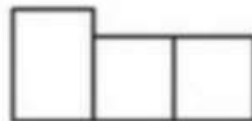
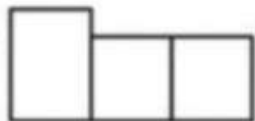
ten

hot

red

hen

Write the -en words.



ten

hen

pen

den

Name: _____

-at

Rhyme

Fill-in the missing letters to make rhymes.



a

t



a

t




a

t



a

t



a

t



a

t

Read

1. The cat sat on a hat.
2. Sam will pat a bat.
3. A hat is on the cat.
4. A rat is on the mat.

Draw



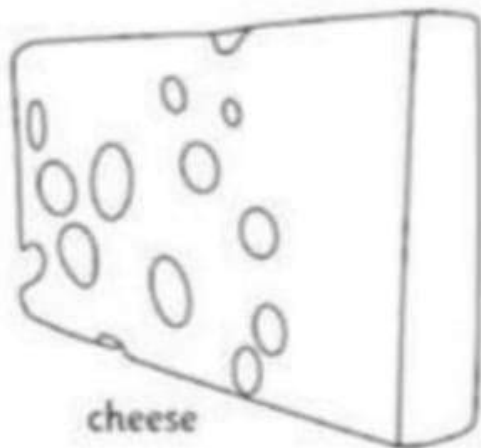
My name is _____

ch


Colour the things that have ch.



chips



cheese




cherries




tomato

chocolate

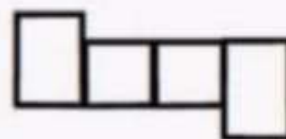





church



Name _____

Words with "ea"



Word Bank

team

beach

leap

read

meat

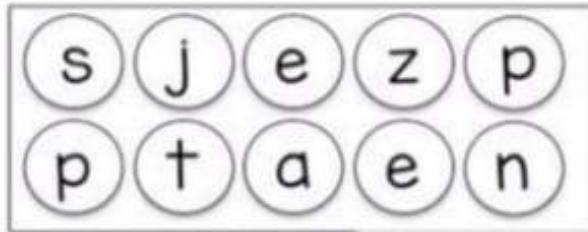
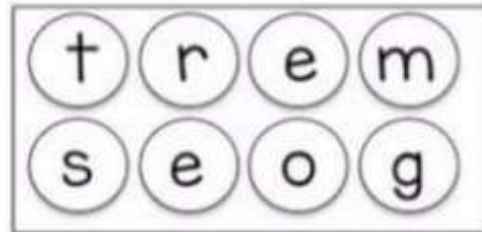
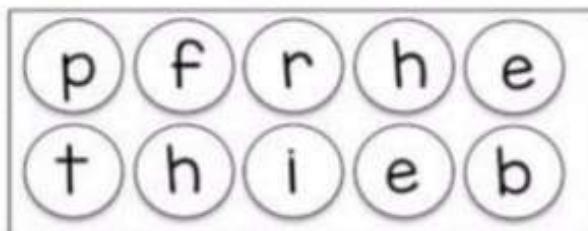
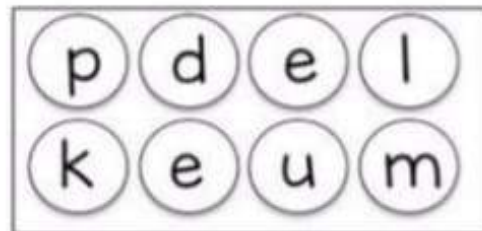

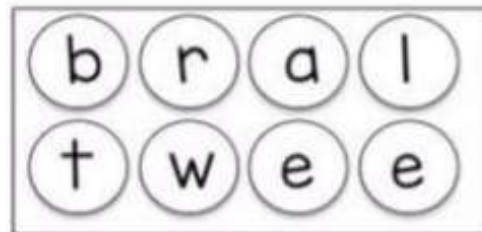
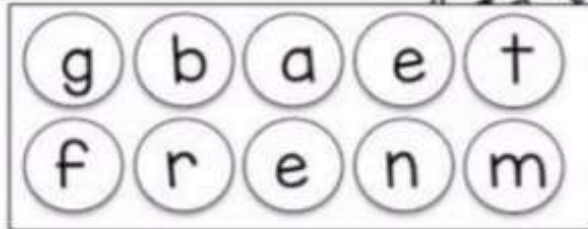
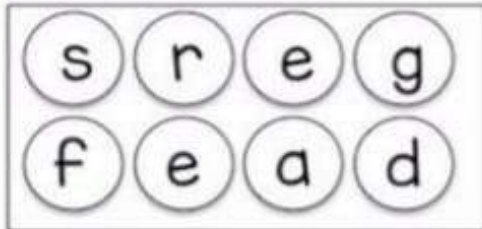
steam

Name: _____

Let's Spell with 'ee'



Directions: Color in the circles from left to right to create an 'ee' word using the word bank below.




greet
steep
cheek

three
seem
peel

seed
tree

Name _____


EW WORDS



ew




ew




ew



ew



ew



bl

st

ch

fl

gr




Name: _____



___ at




___ at



___ at



___ at



___ at

Use the letters below to fill in the blanks for the "at" word family.


b

c

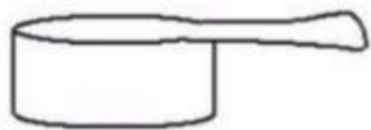
h

m


r




___ an




___ an



___ an



___ an



___ an

Use the letters below to fill in the blanks for the "an" word family.

c

f

m

p

v



___ ap




___ ap



___ ___ ap



___ ap



___ ___ ap

Use the letters below to fill in the blanks for the "ap" word family.

c

cl

fl


m

n


Name: _____




___et



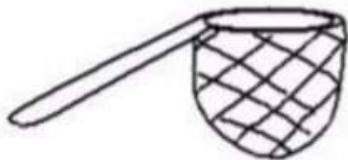
___et



___et



___et




___et

Use the letters below to fill in the blanks for the "et" word family.

j
n
p
v
w

Name: _____



___en



___en

10

___en



___en



___en

Use the letters below to fill in the blanks for the "en" word family.

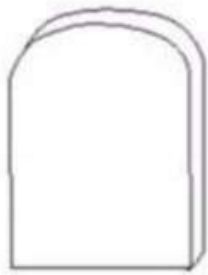
d

h

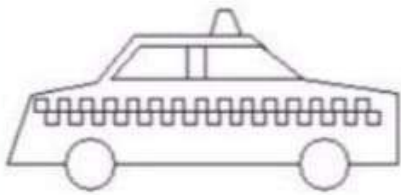
m

p


t



___ab



___ab



___ab



___ab



___ab

Use the letters below to fill in the blanks for the "ab" word family.

c

cr

g

sl

t


"ab" Family: Draw a line to match the picture and the word.



cab



crab



gab




slab



tab

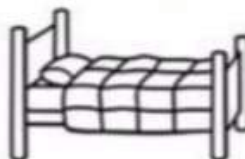



Name: _____

All about the -en Family



© My Teaching Pal

Color the -en pictures.



Circle the -en words.

sit

men

sad

fun

den

bag

pen

ten

hot

red

hen


Write the -en words.



--	--	--



--	--	--



--	--	--



--	--	--

ten

hen

pen

den


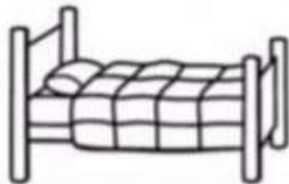

Name: _____

All about the -at Family



© 2009 by Linda Ward Beech

Color the -at pictures.



Circle the -at words.

fat

pan

leg

pat

bat

bug

cap

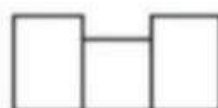
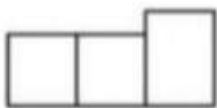
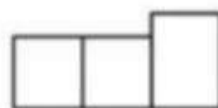
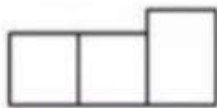
ham

set

sat

cat

Write the -at words.



rat

sat

cat

fat

Name: _____

-at

Rhyme

Fill-in the missing letters to make rhymes.



a

t




a

t




a

t



a

t



a

t



a

t

Read

1. The cat sat on a hat.
2. Sam will pat a bat.
3. A hat is on the cat.
4. A rat is on the mat.


Draw



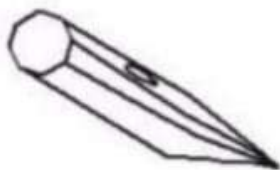
Name: _____



___ake



___ake



___ake



___ake



___ake

Use the letters below to fill in the blanks for the "ake" word family.

b

c

r

sn

st

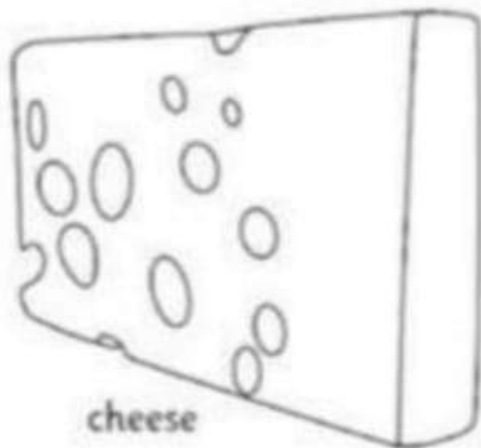
My name is _____

ch


Colour the things that have ch.



chips



cheese




cherries




tomato

chocolate



church





Name: _____

Ch WORDS








Ch Words

Not Ch Words



Name _____

Words with "ea"



Word Bank

team

beach

leap

read

meat

steam